




Base-10 Blocks



Place-Value Mat—Hundreds, Tens, Ones

Hundreds	Tens	Ones

Place-Value Computation: Multiplication Example

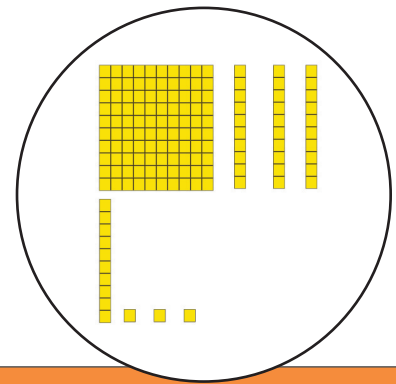
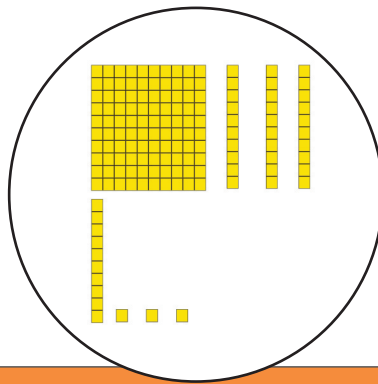
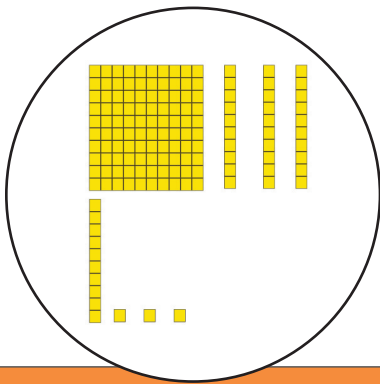
Directions:

1. Read the problem as “___ groups of ___.”
2. Use paper plates for each group, and then use base 10 blocks to show how many are in each group.
3. Combine all base-10 blocks in a place-value chart to find the product.

Example:

$$\begin{array}{r} 143 \\ \times 3 \\ \hline 429 \end{array}$$

3 groups of 143



Hundreds	Tens	Ones
<p style="text-align: center;">4</p>	<p style="text-align: center;">2</p>	<p style="text-align: center;">9</p>

Place-Value Computation: Division Example

Directions:

1. Write the problem in the grid with the dividend inside the box and the divisor outside.
2. Represent the dividend with base-10 blocks in the place-value chart.
3. Divide the dividend up into groups (divisor) on paper plates.
4. Regroup and exchange blocks when they cannot be divided evenly.
5. Write the number of hundreds, tens, and ones that are in each group in the appropriate place on the grid.

$$429 \div 3 = 143$$

